



EC0900TL+

Installation Instructions



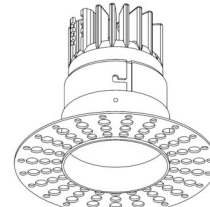
IMPORTANT PLEASE READ BEFORE INSTALLATION

- Before commencing installation ensure the relevant mains supply has been safely isolated.
- Installation should be carried out in accordance with the latest relevant wiring regulations for the specific country/region.
- Installation should be carried out by a qualified electrician.
- Ensure all electrical connections are tight with no loose strands, including factory made connections.

WARNINGS

- Use only with the approved driver for this product.
- This luminaire is for indoor use only.
- **IMPORTANT** The LED driver must not be covered by ceiling insulation material; this will reduce the units operational lifetime, invalidate the guarantee and may cause a risk of fire.

This install manual covers the following products:



EC0900TL+ ND/MD/AD/DL

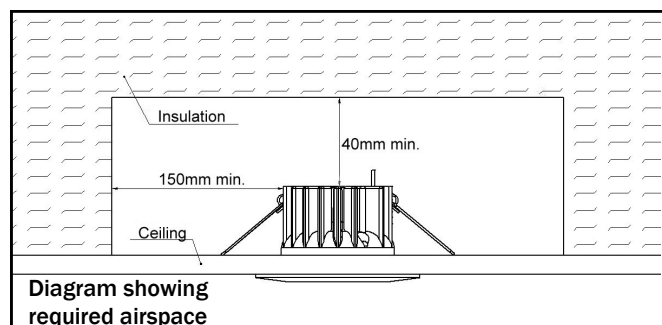
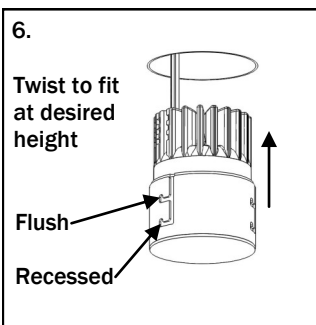
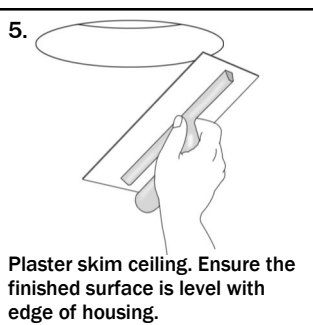
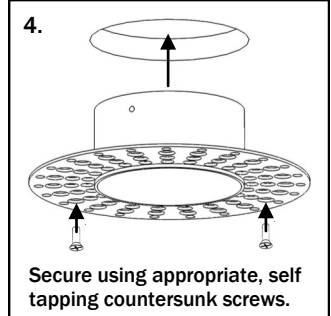
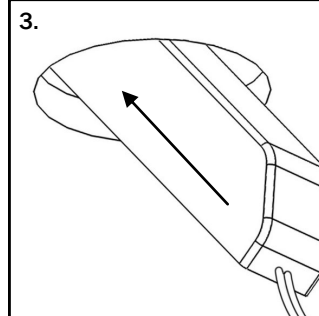
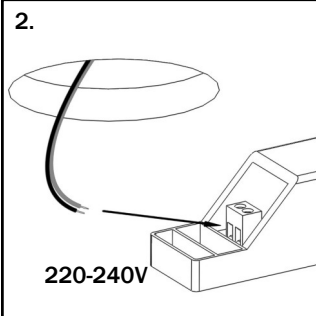
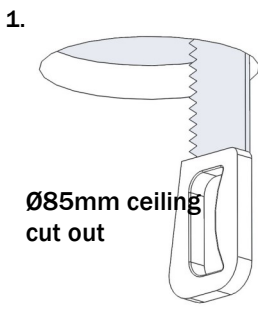


Diagram showing required airspace

Photonstar LED Group plc
Unit 8, Westlink,
Belbins Business Park
Romsey
Hampshire
SO51 7JF

Tel: 0845 519 7717
Email: ecostar@photonstarled.co.uk
Web: www.ecostar.photonstarlighting.co.uk

